



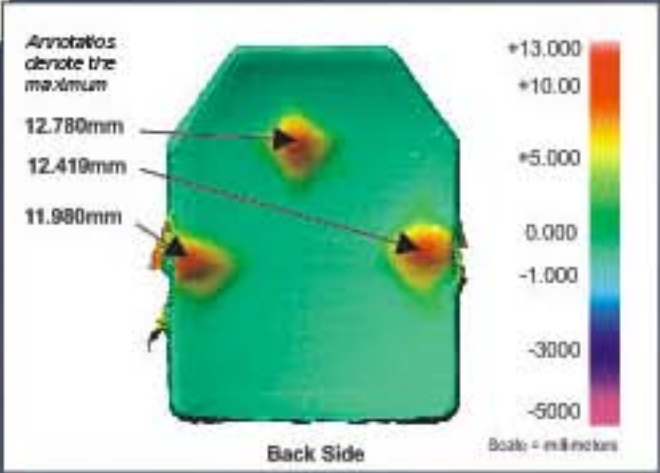
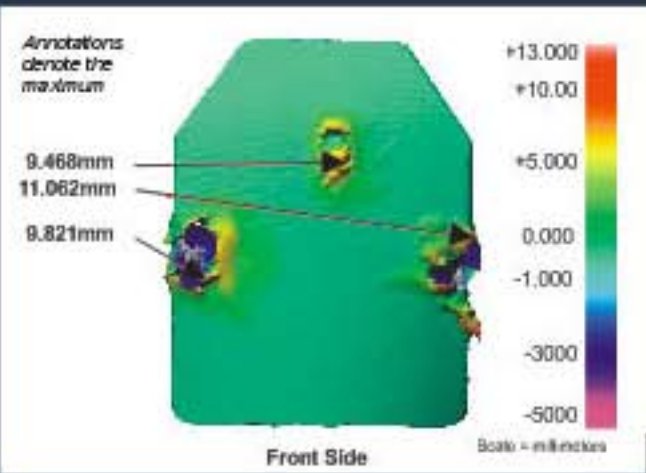
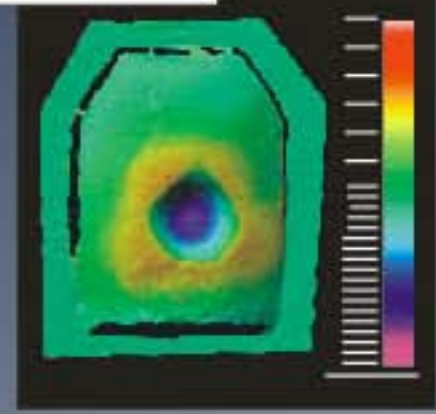

## 3D Imaging

- High accuracy
- Non-contact measurements
- Easy production of geometric models
- Computer generated backface signatures (BFS)
- Electronic archive



## Benefits of 3D Imaging

- Pre-test and post-test comparisons are easily performed using scan data.
- Define each test step more accurately
- Step 1
- Step 2
- Step 3
- Data can be archived and stored permanently for the customer



## Modeling

- Inspection abilities beyond usual scales and templates
- Geometric Dimensioning and Tolerancing (GD&T) can be performed any time
- Re-evaluation and follow up of anomalies with archived data



## Mapping Routines

- Provides in depth customer analysis into shape and cavity conditions
- Topography and cross-sectioning mapping routines are available from any view.
- More info here?

